

ProQuest Research Companion



İÇERİK

- Neden Research Companion?
- Research Companion nedir?
- ProQuest Research Companion içerisinde neler var?

Neden Research Companion? Ele Alınan Sorunlar

Ortak Kullanıcı Problemleri:

- 1) İy konular seçilemedi
- 2) Nereden bilgi bulabileceğimi bilmiyordum
- 3) Kaynaklar değ erlendirilemedi
- 4) Bilgileri nasıl kullanacağımı bilmiyordum
- 5) İntihal konusunda yardımcı olamadı
- 6) Nasıl revize edebileceğimi bilmiyordum

ProQuest Research Companion nedir?

- Kendi kendine ilerleyen ve kendi kendini yönlendiren araştırma öğrenme ortamı,
- Öğitmenler ve kütüphanecilerin, arama sürecinde birçok bilgi içerisinde boğulmuş olan öğrencilere yardımcı olması için geliştirilmiştir.

The screenshot displays the ProQuest Research Companion interface. At the top, there are navigation tabs for 'Find Information', 'Evaluate Information', and 'Use Information'. Below these, a table shows the progress of various learning modules. Each module is represented by a row in a table with columns for completion percentage, the module name, time left, last viewed, and related tools.

% complete	Learning module	Time left	Last viewed	Related tools
Find Information				
0%	01: Where do I start? ▶	(5m 11s)		
0%	02: How do I choose a topic? ▶	(16m 00s)		Topic Aid
0%	03: Where do I find information? ▶	(24m 09s)		Search Aid
Evaluate Information				
0%	04: How do I evaluate sources? ▶	(25m 59s)		Periodical Evaluator Book Evaluator Website Evaluator
0%	05: What counts as evidence? ▶	(20m 27s)		
Use Information				
0%	06: How do I write a thesis statement? ▶	(15m 18s)		
0%	07: How do I organize my argument? ▶	(20m 04s)		
0%	08: How do I avoid plagiarism and find my own voice? ▶	(14m 09s)		Citation Generator
0%	09: What do I look for when I revise? ▶	(13m 25s)		Revision Aid

Destekler;

- Bilgi okuryazarlığı
- Yazmayı
- Kütüphaneler, sınıflar ve çevrimiçi öğrenme ortamlarında araştırma becerileri eğitimi

ProQuest Research Companion içerisinde neler var?

152+ dakikada on öğrenme ve tartışma modülü;

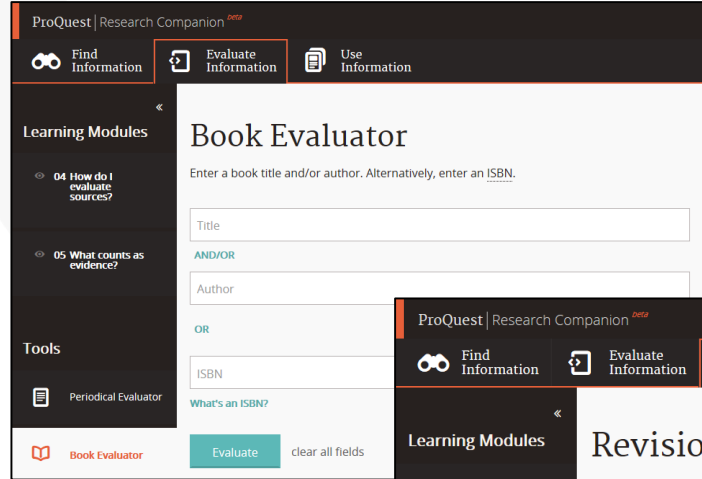
- Video
- Metin

Araştırma sürecinin her yönüne odaklanın;

- Bilgi bulmak
- Bilgilerin değerlendirilmesi
- Bilgilerin kullanımı

The screenshot displays the ProQuest Research Companion interface. At the top, there are navigation tabs for 'Find Information', 'Evaluate Information', and 'Use Information'. The main content area is titled 'Finding a topic you're curious about' and features a video player with a yellow background. The video content includes the text 'research paper' in large font, surrounded by icons for 'argument', 'time', 'problems', and 'evidence'. Below the video player, there is a list of learning modules under the heading 'Learning Modules'. The first module is '01: Where do I start?' and the second is '02: How do I choose a topic?'. The '02: How do I choose a topic?' module is currently selected, showing a progress indicator of 18%. Below the list, there are checkboxes for 'Learning Objectives', 'Video/text', 'Checklist', 'Terms', and 'Tool: Topic Aid'. The video player shows a progress bar at 1:28 / 2:57.

ProQuest Research Companion'da Hangi Destek Araçları Sağlanmaktadır?



ProQuest | Research Companion

Find Information Evaluate Information Use Information

Learning Modules

- 04 How do I evaluate sources?
- 05 What counts as evidence?

Tools

- Periodical Evaluator

Book Evaluator

Enter a book title and/or author. Alternatively, enter an ISBN.

Title

AND/OR

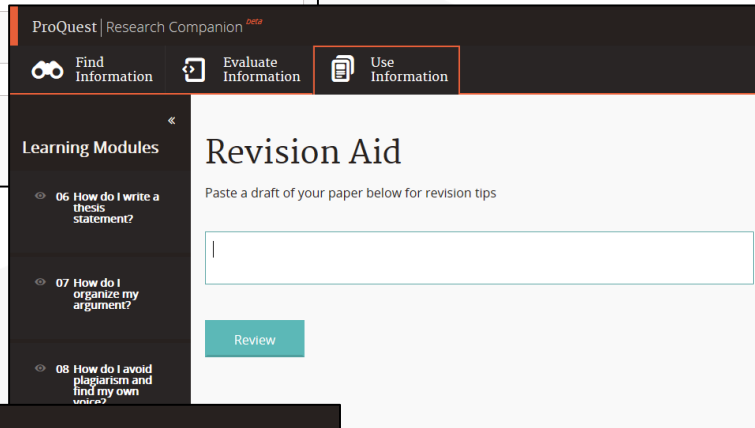
Author

OR

ISBN

What's an ISBN?

Evaluate clear all fields



ProQuest | Research Companion

Find Information Evaluate Information Use Information

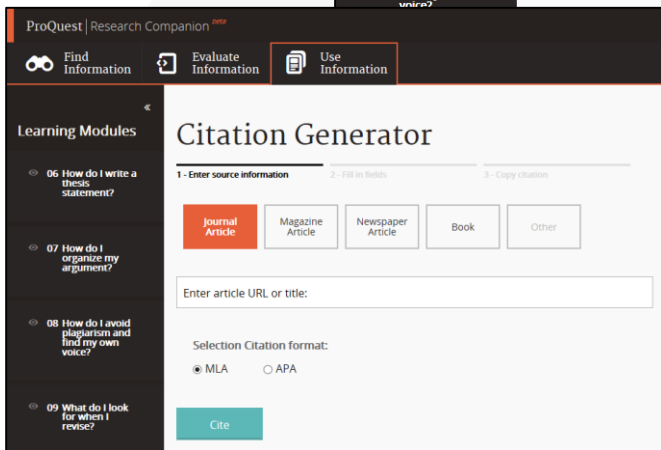
Learning Modules

- 06 How do I write a thesis statement?
- 07 How do I organize my argument?
- 08 How do I avoid plagiarism and find my own voice?

Revision Aid

Paste a draft of your paper below for revision tips

Review



ProQuest | Research Companion

Find Information Evaluate Information Use Information

Learning Modules

- 06 How do I write a thesis statement?
- 07 How do I organize my argument?
- 08 How do I avoid plagiarism and find my own voice?
- 09 What do I look for when I revise?

Citation Generator

1 - Enter source information 2 - Fill in fields 3 - Copy citation

Journal Article Magazine Article Newspaper Article Book Other

Enter article URL or title:

Selection Citation format:

MLA APA

Cite

- Arama Yardımı—uygulanabilir kaynaklara öneriler ve bağlantılar
- Periyodik Değerlendirici—binlerce periyodik kaynakta ProQuest UlrichsWeb serials dizininden arka plan sağlama
- Kitap Değerlendiricisi— kitap kaynakları hakkında ProQuest Bowker'dan arka plan sağlama
- Web Sitesi Değerlendiricisi— web tabanlı kaynaklara ilişkin bilgiler
- Alıntı Oluşturucu— özel medya-özel olarak oluşturulan alıntılar
- Revizyon Yardımı— yazma ve gramer değerlendiricisi

ACRL ve CCSS ile uyumlu

ProQuest | Research Companion

Find Information Evaluate Information Use Information

✓	01
90%	
✓	

ProQuest
Research Companion Alignment to ACRL Framework

[Association of College & Research Libraries Framework for Information for Higher Education](#)

© Copyright 1997-2014, American Library Association

This Document reproduces the Literacy Frames section of the Framework. Each Frame is followed by a list of the ProQuest Research Companion modules and tools which most closely address the Knowledge Practices and Dispositions outlined.

Literacy Frames

These six frames are presented alphabetically and do not suggest a particular sequence in which they must be learned.

Authority Is Constructed and Contextual

Information resources reflect their creators' expertise and credibility, and are evaluated based on the information need and the context in which the information will be used. Authority is constructed in that various communities may recognize different types of authority. It is contextual in that the information need may help to determine the level of authority required.

Experts understand that authority is a type of influence recognized or exerted within a community. Experts view authority with an attitude of informed skepticism and an openness to new perspectives, additional voices, and changes in schools of thought. Experts understand the need to determine the validity of the information created by different authorities and to acknowledge biases that privilege some sources of authority over others, especially in terms of others' worldviews, gender, sexual orientation, and cultural orientations. An understanding of this concept enables novice learners to critically examine all evidence—be it a short blog post or a peer-reviewed conference proceeding—and to ask relevant questions about origins, context, and suitability for the current information need. Thus, novice learners come to respect the expertise that authority represents while remaining skeptical of the systems that have elevated that authority and the information created by it. Experts know how to seek authoritative voices but also recognize that unlikely voices can be authoritative, depending on need. Novice learners may need to rely on basic indicators of authority, such as type of publication or author credentials, where experts recognize schools of thought or discipline-specific paradigms.

Knowledge Practices

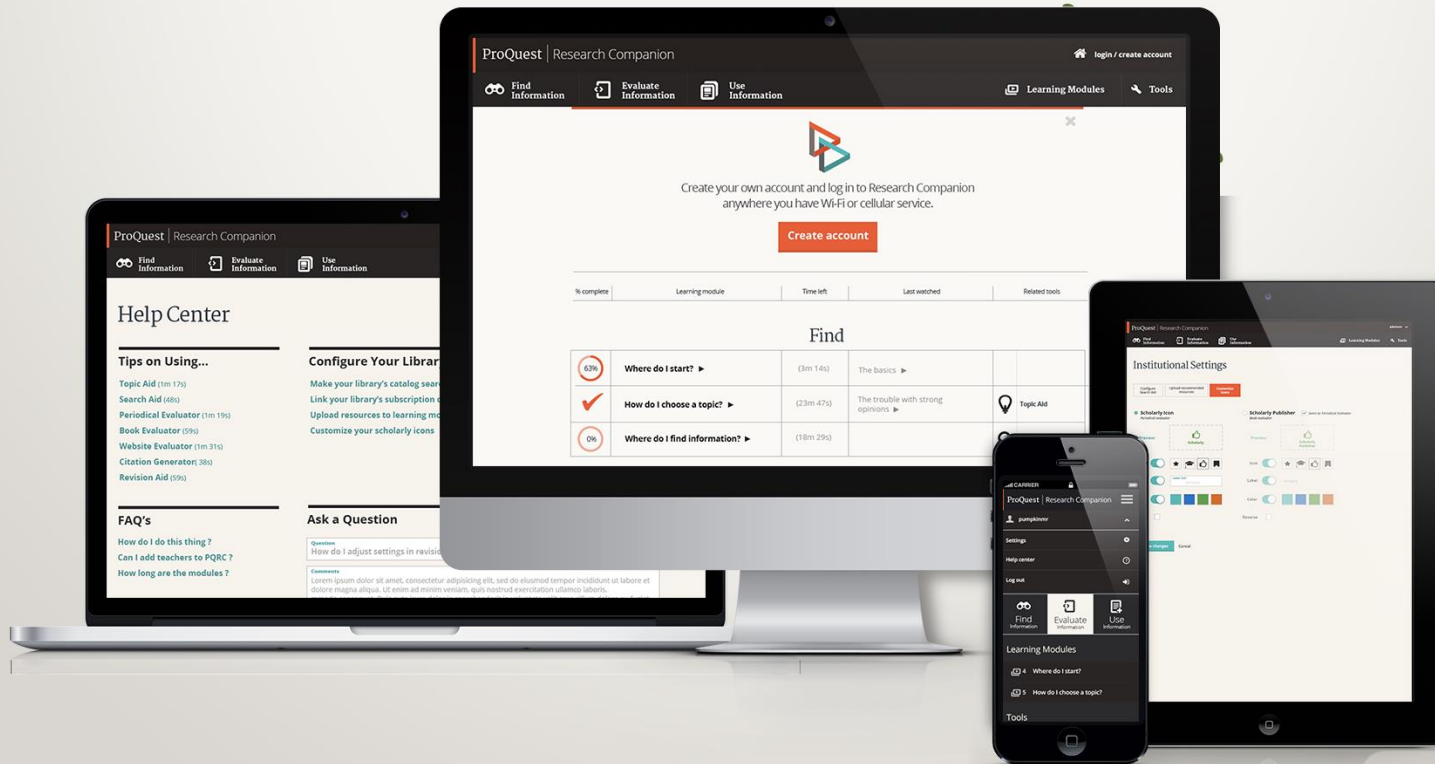
Learners who are developing their information literate abilities do the following:

- Define different types of authority, such as subject expertise (e.g., scholarship), societal position (e.g., public office or title), or special experience (e.g., participating in a historic event).
- Use research tools and indicators of authority to determine the credibility of sources, understanding the elements that might temper this credibility.
- Understand that many disciplines have acknowledged authorities in the sense of well-known scholars and publications that are widely considered "standard". Even in those situations, some scholars would challenge the authority of those sources.
- Recognize that authoritative content may be packaged formally or informally and may include sources of all media types.

About | Contact Us | Privacy Policy | **ACRL Framework** | Common Core State Standards

Copyright © 2013-2015 ProQuest LLC. All rights reserved. Terms and Conditions

Esnek Tasarım



Eđitim ve Destek

<https://proquest.libguides.com/pqrc> – Research Companion ürün bilgisi ve eđitimi

<https://support.proquest.com> – ProQuest Destek Merkezi

ProQuest | LibGuides | General Research | ProQuest Research Companion | About

ProQuest Research Companion: About

ProQuest Research Companion is a new, intuitive, self-guided tool written by writing instructors and librarians, designed to enhance information literacy, writing, and research skills in libraries and online learning environments.

Search this Guide Search

ProQuest | Research Companion

Find Information Evaluate Information Use Information

Where do I start?
How do I choose a topic?
Where do I find information?
How do I evaluate sources?
What counts as evidence?
How do I write a thesis statement?
How do I organize my argument?
How do I avoid plagiarism and find my own voice?
What do I look for when I revise?
10: How can I do better next time? **NEW!**

Free Live Webinars

Register for a live webinar on ProQuest's General Research webinar page. See and ask questions in real time!

Datasheet

- Ücretsiz Web Seminerleri
- Önceden Kaydedilmiş Videolar
- Kılavuzlar ve Destek Materyalleri



ProQuest Research Companion